

RG-IDP



Contents



RG-IDP

IDP
DoS/DDoS

(IPS)



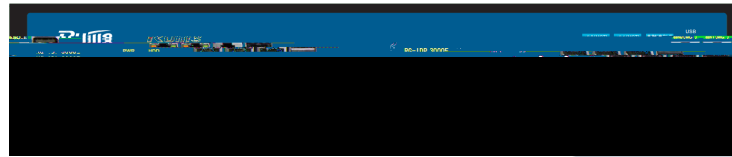
IDP

IPv6

CLI (Telnet, SSH Console) WebUI 0.00001072

Contents

III



IDP1000E

1 4G 1T
1 6GE BYPASS 2U

IDP2000E

1 8G 1T
2 6GE BYPASS 2U

IDP3000E

4 16G 1T
2 2GE

RG-IDP 1000E



Console RJ45

USB

PWR power
bypass

HDD

BYP

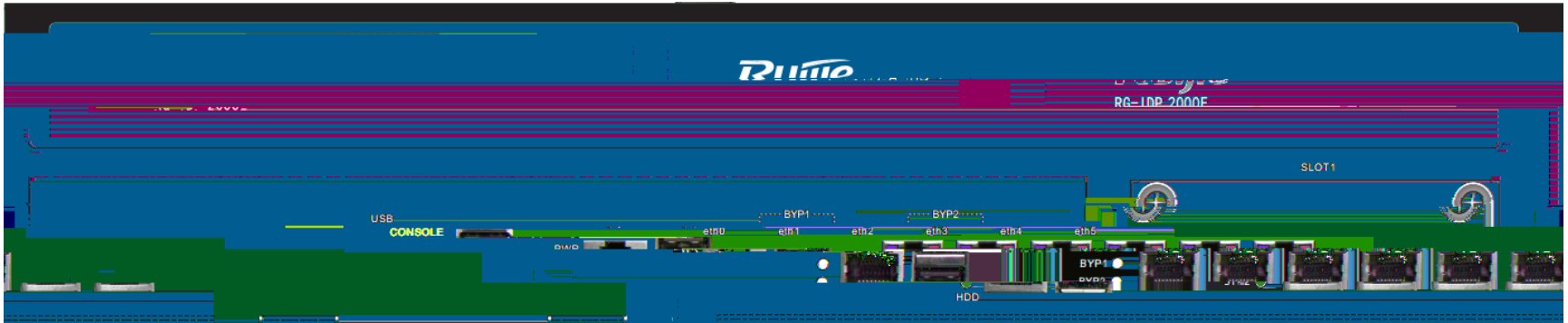
5

eth0-eth4

eth1 <-> eth2


bypass

RG-IDP 2000E



| | | | |
|-------------|----------------|-------------|--------------------|
| PWR | | HDD | |
| Console | RJ45 | | |
| USB | | | |
| BYP1 | BYP2 | bypass | |
| 6 | eth0-eth5 | eth2<->eth3 | bypass eth4<->eth5 |
| | bypass | | |
| 1 | | 5 | |
| RG-SEC-4SFP | 4 | RG-SEC-8GE | 8 |
| | RG-SEC-4GE4SFP | 4 | 4 |
| SFP+ | | | RG-SEC-8SFP 8 |
| | | | RG-SEC-2XEF 2 |

RG-IDP 3000E




| | | | | |
|-------------|----------------|-----|------------|---------------|
| PWR | | HDD | | |
| Console | RJ45 | | | |
| USB | | | | |
| | eth0 | MGT | eth1 | MGT |
| 4 | | 5 | | |
| RG-SEC-4SFP | 4 | | RG-SEC-8GE | 8 |
| | RG-SEC-4GE4SFP | 4 | 4 | |
| SFP+ | | | | RG-SEC-8SFP 8 |
| | | | | RG-SEC-2XEF 2 |

RG-SEC-4SFP




4 / 1/3 2/4

RG-SEC-8SFP




8 / 1/3/5/7 2/4/6/8

RG-SEC-8GE



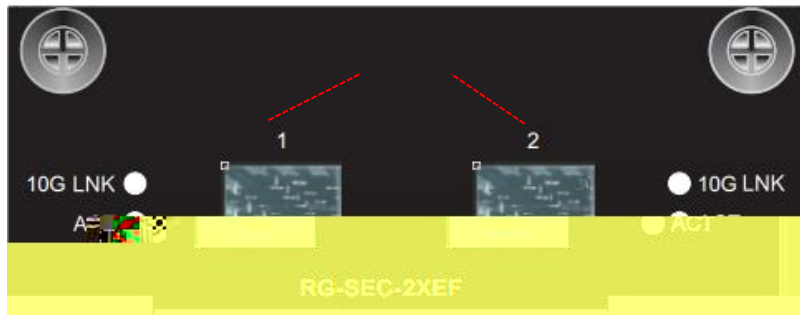
8 / BP bypass 1-2/3-4/5-6/7-8

RG-SEC-4GE4SFP



4 /
 4 /
 BP 5-6/7-8 bypass
 bypass

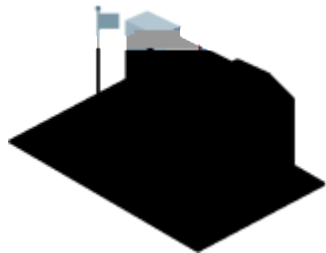
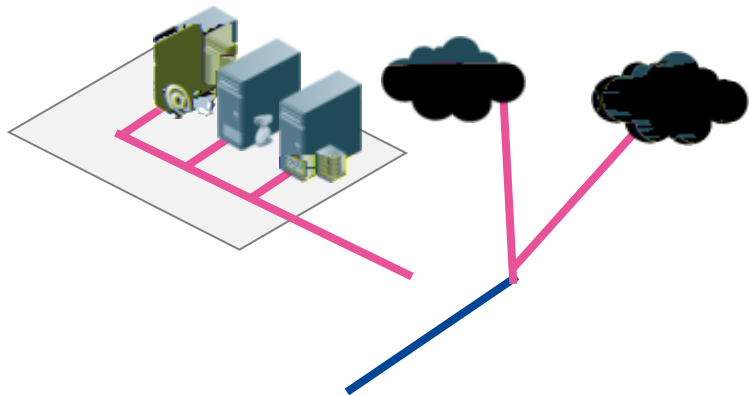
RG-SEC-2XFP



2 SFP+
 10G LINK LINK
 ACT

Contents

III

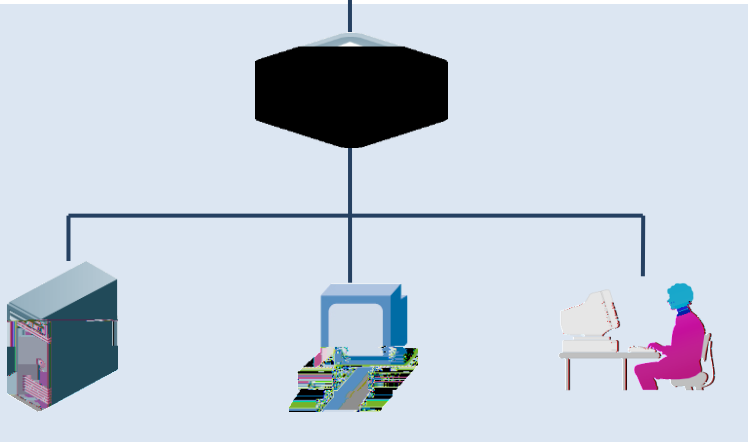


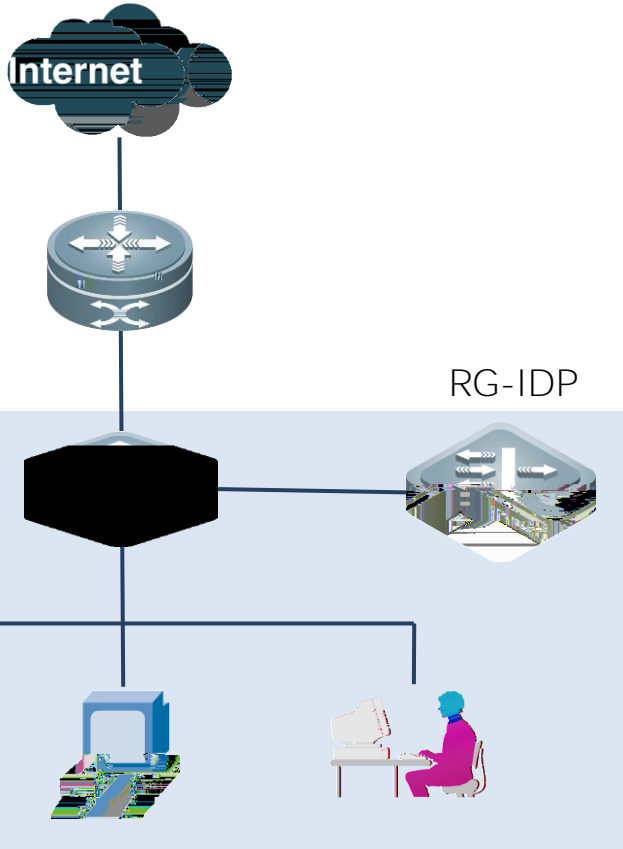


RG-IDP

IPS QoS

RG-IDP 1000E RG-IDP 2000E RG-IDP 3000E





IPS

RG-IDP 1000E RG-IDP 2000E
 RG-IDP 3000E

www.ruijie.com.cn

www.ruijie.com.cn/service.aspx

support.ruijie.com.cn

webchat.ruijie.com.cn

4008-111-000